



C&C INDUSTRIES, INC.



FORCE

CCTX
FLOW PRODUCTS



















BRANDS WITH QUALITY YOU TRUST AND COUNT ON!























BALL VALVES

FLANGED, THREADED, GROOVED AND SOCKET-WELD

	<p>Series: BVBR - S 600</p> <p>Brass - 600 psi WOG and 150 WSP (steam) 2 PC BR/PTFE Full Port Standard Service sizes available 1/4" thru 4". End Connections: threaded Brass construction with Teflon seats, metal handle, chrome plated ball.</p>		<p>Series: BV - CAH 2000 2000</p> <p>2 PC 2000 - DI, CS/SS Seats available: Full Port ~ 3/4", 1", 1 1/2", 2", 3", 4" Reduced Port ~ 1", 2", 4" End Connections: threaded Grease Zerk Seats: Buna, Viton</p>
	<p>Series: BVBR - H 600</p> <p>Brass - 600 psi WOG and 150 WSP (steam) 2 PC BR/PTFE Full Port Heavy Duty Service sizes available 1" thru 4", End Connections: threaded Brass construction with Teflon seats, metal handle, chrome plated ball.</p>		<p>Series: BV - CCH 3000 3000</p> <p>2 PC 3000 - CS/SS Viton Seats available: Full Port ~ 1", 2", 3" Reduced Port ~ 2" End Connections: threaded Grease Zerk</p>
	<p>Series: BV - CEH 1000</p> <p>BV - CEH - G Tank Valve 2 PC 1000 DI/SS Buna Seats available: Full Port ~ 1", 2", 3" Reduced Port ~ 2", 3", 4" Vented Ball - 2", 3", 4" End Connections: threaded, grooved Grease Zerk Locking Handle</p>		<p>Series: BV - CB 3000 3000</p> <p>3 PC 3000 PSI - CS/SS Viton Seats available: Full Port 1/4" ~ 2" Carbon steel/ LF2 low temp End Connections: threaded and socket weld Delrin seats, Locking Handle Grease Zerk Locking Handle</p>
	<p>Series: BV - CA 1500 1500</p> <p>2 PC 1500 - DI/SS Buna Seats available: Reduced Port ~ 2" End Connections: threaded Grease Zerk Seats: Buna or Viton</p>		<p>Series: BV - CCXH 5000 5000</p> <p>2PC 5000 PSI - CS/SS Seats available: Full Port ~ 1" Reduced Port ~ 2" End Connections: threaded Grease Zerk</p>
	<p>Series: BVSR - 2000</p> <p>HEX BAR STOCK 1 PC 2000 CS/SS PTFE Seats available: Reduced Port 1/4" ~ 2" End Connections: threaded ASME B2.1 BS21, DIN259/2999</p>		<p>Series: Force BF & BU</p> <p>Floating Ball Valves - ANSI 150 thru 2500 1 & 2 PC Casted, CS & SS, SS ball, PTFE, Nace Seats available: Reduced and Full Port 1/2" ~ 52" End Connections: Flanged Nace, Fire Safe, API 6D Available in Metal seated design</p>
	<p>Series: BVSF - 2000</p> <p>SEAL WELDED 2PC 2000 Seal Welded SS/SS PTFE Nace Seats available: 1500 End Connections: threaded CF8M/316SS, locking handle Meets NACE requirements</p>		<p>Series: Force BTP</p> <p>Trunnion Ball Valves - ANSI 150 thru 2500 2 & 3 PC CS & SS, SS ball, PTFE, Nace Seats available: Reduced and Full Port 2" ~ 52" End Connections: Flanged Nace, Fire Safe, API 6D Available in Metal seated design</p>
	<p>Series: BVBU 2000</p> <p>WCB 2 PC 2000 WCB/SS PTFE Seats available: 1/4" ~ 2" Full Port End Connections: threaded Meets NACE requirements</p>		<p>Series: CCTX</p> <p>Trunnion Ball Valves - ANSI 150 thru 2500 3 PC, Forged, CS & SS, SS ball, PTFE, Nace Seats available: Reduced and Full Port 2" ~ 52" End Connections: Flanged Nace, Fire Safe, API 6D Available in Metal seated design</p>
	<p>Series: BVBB - CS - 2000 2000</p> <p>BVBB - CS - 3000 3000</p> <p>BVBB - CS - 5000 5000</p> <p>2 PC 2000 ~ 5000 PSI CS/SS Buna/Viton Seats available: 2" REG Port, 2" Full Port 2" REG Port, 2" Full Port 2" REG Port Bolted Body End Connections: threaded</p>		<p>Series: CCTX API 5000 - Flanged Ball Valve</p> <p>Seats available: 2 1/16", 3 1/8" Full Port 2 1/16" and 3 1/8" End Connections: RTJ Flanged CS/SS API 6D</p>



CHECK VALVES AND OTHER PRODUCTS

	<p>Series: CV - B 200 Brass 200 PSI WOG Sizes 3/8" ~ 4" Materials: Brass, Metal to Metal seat, Brass clapper End Connections: Threaded</p>		<p>Series: CO- SL Bolted Sleeve Couplings Sizes 2" ~ 16" O.D. (lengths: 5" ~ 24") Style 380 - 5" & 7" Lengths Style 400 - 12" , 16" , 24" Lengths Materials: with gaskets made of Buna, EPDM, viton</p>
	<p>Series: CV - BR 300 Brass 300 PSI WOG Sizes: 1" ~ 4" Materials: Brass, O'Ring Clapper End Connections: Threaded</p>		<p>Series: NV 6000/10,000 Needle Valves Sizes 1/4" ~ 1", 6000 PSI and 10,000 PSI Materials: CS & SS End Connections: Threaded Mini -Straight , Straight and Angle Pattern</p>
	<p>Series: CV - BR - G 300 Brass 300 PSI WOG - Grooved Sizes: 2"-3" Materials: Brass, O'Ring Clapper End Connections: Grooved</p>		<p>Series: EJ Expansion Joints - Sizes: 1 1/2" ~ 24" are available End Connections: 150 Flange x Flange</p>
	<p>Series CV - DI - 300, 750, 1000, 1500, 2000 psi CV DI/SS Size: 1" 1000, 1500, 2000 1 1/2" 1000, 1500, 2000 2" 300, 750, 1000, 1500, 2000 2" Long 300, 750, 1000, 1500, 2000 2 1/2" & 3" 300, 750, 1000, 1500, 2000 4" 300, 750, 1000, 1500 Materials: Ductile Iron body, ss clapper, viton seals End Connections: Threaded</p>		<p>Series: GV - CCTX - CSTX Cast steel gates ANSI 150, 300, 600, 900, 1500 Sizes: 2" ~ 12" Materials: WCB, Trim 8 End Connections: Flanged Other sizes available</p>
	<p>Series: CV - WCB 1440 psi & 2220 psi CV WCB/SS Sizes : 1440 psi 1", 2", 3" 2250 PSI 1", 2", 3" Materials: WCB, SS clapper, viton seals End Connections: Threaded</p>		<p>Series: CO - GR 28 Grooved Couplings Sizes: GR 28 2" ~ 24" Materials: Ductile Iron End Connections: Grooved</p>
	<p>Series: CV - CCTX - Class 150, class 300, class 600 CV CCTX Sizes: 2" ~ 12" are available End Connections: Flange x Flange Not Piggable Class 900 & 1500 Available upon request</p>		<p>Series: CO - GR 7707 Grooved Couplings Sizes: GR 7707 1 1/2" ~ 42" Materials: Ductile Iron End Connections: Grooved</p>
	<p>Series: CV - CCTX - API 6D CV API 6D , ANSI 150, 300, 600 Sizes: CV API 6D 2", 3", 4", 6", 8" Materials: WCC body/ SS Trim End Connections: Flanged Full Open - Piggable</p>		<p>Bulldog Mud Tank Unions mud tank unions, O'ring type Sizes: 4" ~ 16" Materials: WCB, O'ring is Buna. End Connections: BW SCH 80</p>
	<p>Series: CV - WC Duo Check Valve Sizes: 2" ~ 12" Materials: Disk CF8M Body Ductile Iron End Connections:</p>		<p>Bulldog Air Grip Unions Air Grip unions, Inflatable tube style. Sizes: 4" ~ 16". Materials: WCB, Air Tube is Buna End Connections: BW SCH 80</p>
	<p>Series: CV - WC Wafer Check Valve Sizes: 2" ~ 12" Materials: Disk CF8M -Body Ductile Iron End Connections:</p>		<p>Bulldog Frac Tank Unions Frac Tank Unions Size: 8" male socket weld sub, Frac Nut 8" plug with handle Materials: WCB Also offer: 8" Frac hose nipple</p>























Flow Line Products

Complete Line of 15,000 PSI
Integral and NPST Products















Standard and Severe Service

MTR's , Full Traceability, Source Service available

	<p>CHOKES POS & ADJ</p> <table border="1"> <thead> <tr> <th colspan="2">Non - Shock Cold Working</th> <th colspan="2">Pressure Ratings (PSI)</th> </tr> <tr> <th colspan="2">Standard Service</th> <th colspan="2">H2S Service</th> </tr> <tr> <th>CWP</th> <th>Test</th> <th>CWP</th> <th>Test</th> </tr> </thead> <tbody> <tr> <td>15000</td> <td>22500</td> <td>10000</td> <td>15000</td> </tr> </tbody> </table> <p>2" 2"</p>	Non - Shock Cold Working		Pressure Ratings (PSI)		Standard Service		H2S Service		CWP	Test	CWP	Test	15000	22500	10000	15000		<p>Integral CROSS</p> <table border="1"> <thead> <tr> <th colspan="2">Non - Shock Cold Working</th> <th colspan="2">Pressure Ratings (PSI)</th> </tr> <tr> <th colspan="2">Standard Service</th> <th colspan="2">H2S Service</th> </tr> <tr> <th>CWP</th> <th>Test</th> <th>CWP</th> <th>Test</th> </tr> </thead> <tbody> <tr> <td>15000</td> <td>22500</td> <td>10000</td> <td>15000</td> </tr> </tbody> </table> <p>FMMM 2" FFFM 2"</p>	Non - Shock Cold Working		Pressure Ratings (PSI)		Standard Service		H2S Service		CWP	Test	CWP	Test	15000	22500	10000	15000
Non - Shock Cold Working		Pressure Ratings (PSI)																																	
Standard Service		H2S Service																																	
CWP	Test	CWP	Test																																
15000	22500	10000	15000																																
Non - Shock Cold Working		Pressure Ratings (PSI)																																	
Standard Service		H2S Service																																	
CWP	Test	CWP	Test																																
15000	22500	10000	15000																																
	<p>Integral Blast Joint</p> <table border="1"> <thead> <tr> <th colspan="2">Non - Shock Cold Working</th> <th colspan="2">Pressure Ratings (PSI)</th> </tr> <tr> <th colspan="2">Standard Service</th> <th colspan="2">H2S Service</th> </tr> <tr> <th>CWP</th> <th>Test</th> <th>CWP</th> <th>Test</th> </tr> </thead> <tbody> <tr> <td>15000</td> <td>22500</td> <td>10000</td> <td>15000</td> </tr> </tbody> </table>	Non - Shock Cold Working		Pressure Ratings (PSI)		Standard Service		H2S Service		CWP	Test	CWP	Test	15000	22500	10000	15000		<p>Integral Straight ELLS</p> <table border="1"> <thead> <tr> <th colspan="2">Non - Shock Cold Working</th> <th colspan="2">Pressure Ratings (PSI)</th> </tr> <tr> <th colspan="2">Standard Service</th> <th colspan="2">H2S Service</th> </tr> <tr> <th>CWP</th> <th>Test</th> <th>CWP</th> <th>Test</th> </tr> </thead> <tbody> <tr> <td>15000</td> <td>22500</td> <td>10000</td> <td>15000</td> </tr> </tbody> </table> <p>MF 2" - 3"</p>	Non - Shock Cold Working		Pressure Ratings (PSI)		Standard Service		H2S Service		CWP	Test	CWP	Test	15000	22500	10000	15000
Non - Shock Cold Working		Pressure Ratings (PSI)																																	
Standard Service		H2S Service																																	
CWP	Test	CWP	Test																																
15000	22500	10000	15000																																
Non - Shock Cold Working		Pressure Ratings (PSI)																																	
Standard Service		H2S Service																																	
CWP	Test	CWP	Test																																
15000	22500	10000	15000																																
	<p>Integral HOSE LOOPS</p> <table border="1"> <thead> <tr> <th colspan="2">Non - Shock Cold Working</th> <th colspan="2">Pressure Ratings (PSI)</th> </tr> <tr> <th colspan="2">Standard Service</th> <th colspan="2">H2S Service</th> </tr> <tr> <th>CWP</th> <th>Test</th> <th>CWP</th> <th>Test</th> </tr> </thead> <tbody> <tr> <td>15000</td> <td>22500</td> <td>10000</td> <td>15000</td> </tr> </tbody> </table> <p>Style 50/50 2", 3" Lengths 4' ~ 12' Style 50/10 2", 3" Style 50 2", 3" Style 10 2", 3"</p>	Non - Shock Cold Working		Pressure Ratings (PSI)		Standard Service		H2S Service		CWP	Test	CWP	Test	15000	22500	10000	15000		<p>Integral CUSHION ELLS</p> <table border="1"> <thead> <tr> <th colspan="2">Non - Shock Cold Working</th> <th colspan="2">Pressure Ratings (PSI)</th> </tr> <tr> <th colspan="2">Standard Service</th> <th colspan="2">H2S Service</th> </tr> <tr> <th>CWP</th> <th>Test</th> <th>CWP</th> <th>Test</th> </tr> </thead> <tbody> <tr> <td>15000</td> <td>22500</td> <td>10000</td> <td>15000</td> </tr> </tbody> </table> <p>MF 2", 3"</p>	Non - Shock Cold Working		Pressure Ratings (PSI)		Standard Service		H2S Service		CWP	Test	CWP	Test	15000	22500	10000	15000
Non - Shock Cold Working		Pressure Ratings (PSI)																																	
Standard Service		H2S Service																																	
CWP	Test	CWP	Test																																
15000	22500	10000	15000																																
Non - Shock Cold Working		Pressure Ratings (PSI)																																	
Standard Service		H2S Service																																	
CWP	Test	CWP	Test																																
15000	22500	10000	15000																																
	<p>PUP JOINTS</p> <table border="1"> <thead> <tr> <th colspan="2">Non - Shock Cold Working</th> <th colspan="2">Pressure Ratings (PSI)</th> </tr> <tr> <th colspan="2">Standard Service</th> <th colspan="2">H2S Service</th> </tr> <tr> <th>CWP</th> <th>Test</th> <th>CWP</th> <th>Test</th> </tr> </thead> <tbody> <tr> <td>15000</td> <td>22500</td> <td>10000</td> <td>15000</td> </tr> </tbody> </table> <p>Integral 1", 2" Lengths 1' ~ 20'</p>	Non - Shock Cold Working		Pressure Ratings (PSI)		Standard Service		H2S Service		CWP	Test	CWP	Test	15000	22500	10000	15000		<p>Integral TEE</p> <table border="1"> <thead> <tr> <th colspan="2">Non - Shock Cold Working</th> <th colspan="2">Pressure Ratings (PSI)</th> </tr> <tr> <th colspan="2">Standard Service</th> <th colspan="2">H2S Service</th> </tr> <tr> <th>CWP</th> <th>Test</th> <th>CWP</th> <th>Test</th> </tr> </thead> <tbody> <tr> <td>15000</td> <td>22500</td> <td>10000</td> <td>15000</td> </tr> </tbody> </table> <p>FMM 2" - 3"</p>	Non - Shock Cold Working		Pressure Ratings (PSI)		Standard Service		H2S Service		CWP	Test	CWP	Test	15000	22500	10000	15000
Non - Shock Cold Working		Pressure Ratings (PSI)																																	
Standard Service		H2S Service																																	
CWP	Test	CWP	Test																																
15000	22500	10000	15000																																
Non - Shock Cold Working		Pressure Ratings (PSI)																																	
Standard Service		H2S Service																																	
CWP	Test	CWP	Test																																
15000	22500	10000	15000																																
	<p>PUP JOINTS</p> <table border="1"> <thead> <tr> <th colspan="2">Non - Shock Cold Working</th> <th colspan="2">Pressure Ratings (PSI)</th> </tr> <tr> <th colspan="2">Standard Service</th> <th colspan="2">H2S Service</th> </tr> <tr> <th>CWP</th> <th>Test</th> <th>CWP</th> <th>Test</th> </tr> </thead> <tbody> <tr> <td>15000</td> <td>22500</td> <td>10000</td> <td>15000</td> </tr> </tbody> </table> <p>NPST 1", 2", 3" Lengths 1' ~ 20'</p>	Non - Shock Cold Working		Pressure Ratings (PSI)		Standard Service		H2S Service		CWP	Test	CWP	Test	15000	22500	10000	15000		<p>Integral TEE</p> <table border="1"> <thead> <tr> <th colspan="2">Non - Shock Cold Working</th> <th colspan="2">Pressure Ratings (PSI)</th> </tr> <tr> <th colspan="2">Standard Service</th> <th colspan="2">H2S Service</th> </tr> <tr> <th>CWP</th> <th>Test</th> <th>CWP</th> <th>Test</th> </tr> </thead> <tbody> <tr> <td>15000</td> <td>22500</td> <td>10000</td> <td>15000</td> </tr> </tbody> </table> <p>FFM 2" - 3"</p>	Non - Shock Cold Working		Pressure Ratings (PSI)		Standard Service		H2S Service		CWP	Test	CWP	Test	15000	22500	10000	15000
Non - Shock Cold Working		Pressure Ratings (PSI)																																	
Standard Service		H2S Service																																	
CWP	Test	CWP	Test																																
15000	22500	10000	15000																																
Non - Shock Cold Working		Pressure Ratings (PSI)																																	
Standard Service		H2S Service																																	
CWP	Test	CWP	Test																																
15000	22500	10000	15000																																
	<p>PUP JOINTS</p> <table border="1"> <thead> <tr> <th colspan="2">Non - Shock Cold Working</th> <th colspan="2">Pressure Ratings (PSI)</th> </tr> <tr> <th colspan="2">Standard Service</th> <th colspan="2">H2S Service</th> </tr> <tr> <th>CWP</th> <th>Test</th> <th>CWP</th> <th>Test</th> </tr> </thead> <tbody> <tr> <td>10000</td> <td>15000</td> <td>7500</td> <td>12000</td> </tr> </tbody> </table> <p>NPST 4" Lengths 1' ~ 20'</p>	Non - Shock Cold Working		Pressure Ratings (PSI)		Standard Service		H2S Service		CWP	Test	CWP	Test	10000	15000	7500	12000		<p>Integral TEE</p> <table border="1"> <thead> <tr> <th colspan="2">Non - Shock Cold Working</th> <th colspan="2">Pressure Ratings (PSI)</th> </tr> <tr> <th colspan="2">Standard Service</th> <th colspan="2">H2S Service</th> </tr> <tr> <th>CWP</th> <th>Test</th> <th>CWP</th> <th>Test</th> </tr> </thead> <tbody> <tr> <td>15000</td> <td>22500</td> <td>10000</td> <td>15000</td> </tr> </tbody> </table> <p>FMF 2" - 3"</p>	Non - Shock Cold Working		Pressure Ratings (PSI)		Standard Service		H2S Service		CWP	Test	CWP	Test	15000	22500	10000	15000
Non - Shock Cold Working		Pressure Ratings (PSI)																																	
Standard Service		H2S Service																																	
CWP	Test	CWP	Test																																
10000	15000	7500	12000																																
Non - Shock Cold Working		Pressure Ratings (PSI)																																	
Standard Service		H2S Service																																	
CWP	Test	CWP	Test																																
15000	22500	10000	15000																																
	<p>Integral Male Union Swege</p> <table border="1"> <thead> <tr> <th colspan="2">Non - Shock Cold Working</th> <th colspan="2">Pressure Ratings (PSI)</th> </tr> <tr> <th colspan="2">Standard Service</th> <th colspan="2">H2S Service</th> </tr> <tr> <th>CWP</th> <th>Test</th> <th>CWP</th> <th>Test</th> </tr> </thead> <tbody> <tr> <td>15000</td> <td>22500</td> <td>10000</td> <td>15000</td> </tr> </tbody> </table> <p>2" Mx 2" 11 1/2v, 2" Mx 2 3/8 8rd EUE, 2" Mx 2 7/8 8rd EUE</p>	Non - Shock Cold Working		Pressure Ratings (PSI)		Standard Service		H2S Service		CWP	Test	CWP	Test	15000	22500	10000	15000		<p>Integral TEE</p> <table border="1"> <thead> <tr> <th colspan="2">Non - Shock Cold Working</th> <th colspan="2">Pressure Ratings (PSI)</th> </tr> <tr> <th colspan="2">Standard Service</th> <th colspan="2">H2S Service</th> </tr> <tr> <th>CWP</th> <th>Test</th> <th>CWP</th> <th>Test</th> </tr> </thead> <tbody> <tr> <td>15000</td> <td>22500</td> <td>10000</td> <td>15000</td> </tr> </tbody> </table> <p>MFM 2" - 3"</p>	Non - Shock Cold Working		Pressure Ratings (PSI)		Standard Service		H2S Service		CWP	Test	CWP	Test	15000	22500	10000	15000
Non - Shock Cold Working		Pressure Ratings (PSI)																																	
Standard Service		H2S Service																																	
CWP	Test	CWP	Test																																
15000	22500	10000	15000																																
Non - Shock Cold Working		Pressure Ratings (PSI)																																	
Standard Service		H2S Service																																	
CWP	Test	CWP	Test																																
15000	22500	10000	15000																																
	<p>Integral Female Union Swege</p> <table border="1"> <thead> <tr> <th colspan="2">Non - Shock Cold Working</th> <th colspan="2">Pressure Ratings (PSI)</th> </tr> <tr> <th colspan="2">Standard Service</th> <th colspan="2">H2S Service</th> </tr> <tr> <th>CWP</th> <th>Test</th> <th>CWP</th> <th>Test</th> </tr> </thead> <tbody> <tr> <td>15000</td> <td>22500</td> <td>10000</td> <td>15000</td> </tr> </tbody> </table> <p>2" Fx 2" 11 1/2v, 2" Fx 2 3/8 8rd EUE, 2" Fx 2 7/8 8rd EUE</p>	Non - Shock Cold Working		Pressure Ratings (PSI)		Standard Service		H2S Service		CWP	Test	CWP	Test	15000	22500	10000	15000		<p>Integral Crossovers</p> <table border="1"> <thead> <tr> <th colspan="2">Non - Shock Cold Working</th> <th colspan="2">Pressure Ratings (PSI)</th> </tr> <tr> <th colspan="2">Standard Service</th> <th colspan="2">H2S Service</th> </tr> <tr> <th>CWP</th> <th>Test</th> <th>CWP</th> <th>Test</th> </tr> </thead> <tbody> <tr> <td>15000</td> <td>22500</td> <td>10000</td> <td>15000</td> </tr> </tbody> </table> <p>2" MxM, 2" FxF, 2" MxF</p>	Non - Shock Cold Working		Pressure Ratings (PSI)		Standard Service		H2S Service		CWP	Test	CWP	Test	15000	22500	10000	15000
Non - Shock Cold Working		Pressure Ratings (PSI)																																	
Standard Service		H2S Service																																	
CWP	Test	CWP	Test																																
15000	22500	10000	15000																																
Non - Shock Cold Working		Pressure Ratings (PSI)																																	
Standard Service		H2S Service																																	
CWP	Test	CWP	Test																																
15000	22500	10000	15000																																
	<p>Integral Swivels CODE RED</p> <table border="1"> <thead> <tr> <th colspan="2">Non - Shock Cold Working</th> <th colspan="2">Pressure Ratings (PSI)</th> </tr> <tr> <th colspan="2">Standard Service</th> <th colspan="2">H2S Service</th> </tr> <tr> <th>CWP</th> <th>Test</th> <th>CWP</th> <th>Test</th> </tr> </thead> <tbody> <tr> <td>15000</td> <td>22500</td> <td>10000</td> <td>15000</td> </tr> </tbody> </table> <p>Style 50 2", 3"</p>	Non - Shock Cold Working		Pressure Ratings (PSI)		Standard Service		H2S Service		CWP	Test	CWP	Test	15000	22500	10000	15000		<p>Integral Male Plug & Female</p> <table border="1"> <thead> <tr> <th colspan="2">Non - Shock Cold Working</th> <th colspan="2">Pressure Ratings (PSI)</th> </tr> <tr> <th colspan="2">Standard Service</th> <th colspan="2">H2S Service</th> </tr> <tr> <th>CWP</th> <th>Test</th> <th>CWP</th> <th>Test</th> </tr> </thead> <tbody> <tr> <td>15000</td> <td>22500</td> <td>10000</td> <td>15000</td> </tr> </tbody> </table> <p>2" - 3" 4"</p>	Non - Shock Cold Working		Pressure Ratings (PSI)		Standard Service		H2S Service		CWP	Test	CWP	Test	15000	22500	10000	15000
Non - Shock Cold Working		Pressure Ratings (PSI)																																	
Standard Service		H2S Service																																	
CWP	Test	CWP	Test																																
15000	22500	10000	15000																																
Non - Shock Cold Working		Pressure Ratings (PSI)																																	
Standard Service		H2S Service																																	
CWP	Test	CWP	Test																																
15000	22500	10000	15000																																
	<p>Swivels CODE Silver</p> <table border="1"> <thead> <tr> <th colspan="2">Non - Shock Cold Working</th> <th colspan="2">Pressure Ratings (PSI)</th> </tr> <tr> <th colspan="2">Standard Service</th> <th colspan="2">H2S Service</th> </tr> <tr> <th>CWP</th> <th>Test</th> <th>CWP</th> <th>Test</th> </tr> </thead> <tbody> <tr> <td>6000</td> <td>9000</td> <td>6000</td> <td>9000</td> </tr> </tbody> </table> <p>Style 50 2", 3"</p>	Non - Shock Cold Working		Pressure Ratings (PSI)		Standard Service		H2S Service		CWP	Test	CWP	Test	6000	9000	6000	9000		<p>Flange x Thread</p> <table border="1"> <thead> <tr> <th colspan="2">Non - Shock Cold Working</th> <th colspan="2">Pressure Ratings (PSI)</th> </tr> <tr> <th colspan="2">Standard Service</th> <th colspan="2">H2S Service</th> </tr> <tr> <th>CWP</th> <th>Test</th> <th>CWP</th> <th>Test</th> </tr> </thead> <tbody> <tr> <td>200</td> <td>0</td> <td>0</td> <td>0</td> </tr> </tbody> </table> <p>4" 125 Flange x 4" Fig 200 Union</p>	Non - Shock Cold Working		Pressure Ratings (PSI)		Standard Service		H2S Service		CWP	Test	CWP	Test	200	0	0	0
Non - Shock Cold Working		Pressure Ratings (PSI)																																	
Standard Service		H2S Service																																	
CWP	Test	CWP	Test																																
6000	9000	6000	9000																																
Non - Shock Cold Working		Pressure Ratings (PSI)																																	
Standard Service		H2S Service																																	
CWP	Test	CWP	Test																																
200	0	0	0																																



INTERCHANGEABLE HAMMER UNIONS

	<p>FIGURE 100</p> <table border="1"> <thead> <tr> <th colspan="2">Non - Shock Cold Working</th> <th colspan="2">Pressure Ratings (PSI)</th> </tr> <tr> <th colspan="2">Standard Service</th> <th colspan="2">H2S Service</th> </tr> <tr> <th>CWP</th> <th>Test</th> <th>CWP</th> <th>Test</th> </tr> </thead> <tbody> <tr> <td>1000</td> <td>1500</td> <td></td> <td></td> </tr> </tbody> </table> <p>Sizes: 2" ~ 8" Threaded Forged Steel 2"~3" Ductile Iron 4"~8"</p>	Non - Shock Cold Working		Pressure Ratings (PSI)		Standard Service		H2S Service		CWP	Test	CWP	Test	1000	1500				<p>FIGURE 400 402 Seal Ring design</p> <table border="1"> <thead> <tr> <th colspan="2">Non - Shock Cold Working</th> <th colspan="2">Pressure Ratings (PSI)</th> </tr> <tr> <th colspan="2">Standard Service</th> <th colspan="2">H2S Service</th> </tr> <tr> <th>CWP</th> <th>Test</th> <th>CWP</th> <th>Test</th> </tr> </thead> <tbody> <tr> <td>4000</td> <td>6000</td> <td>4000</td> <td>6000</td> </tr> </tbody> </table> <p>Sizes: 2", 3", 4", 12" Threaded, BW SCH 80 Forged Steel</p>	Non - Shock Cold Working		Pressure Ratings (PSI)		Standard Service		H2S Service		CWP	Test	CWP	Test	4000	6000	4000	6000
Non - Shock Cold Working		Pressure Ratings (PSI)																																	
Standard Service		H2S Service																																	
CWP	Test	CWP	Test																																
1000	1500																																		
Non - Shock Cold Working		Pressure Ratings (PSI)																																	
Standard Service		H2S Service																																	
CWP	Test	CWP	Test																																
4000	6000	4000	6000																																
	<p>FIGURE 200</p> <table border="1"> <thead> <tr> <th colspan="2">Non - Shock Cold Working</th> <th colspan="2">Pressure Ratings (PSI)</th> </tr> <tr> <th colspan="2">Standard Service</th> <th colspan="2">H2S Service</th> </tr> <tr> <th>CWP</th> <th>Test</th> <th>CWP</th> <th>Test</th> </tr> </thead> <tbody> <tr> <td>2000</td> <td>3000</td> <td>2000</td> <td>3000</td> </tr> </tbody> </table> <p>Sizes: 1" ~ 10" Threaded, BW SCH 40 & 80, socket weld Cast or Forged Steel</p>	Non - Shock Cold Working		Pressure Ratings (PSI)		Standard Service		H2S Service		CWP	Test	CWP	Test	2000	3000	2000	3000		<p>FIGURE CGC</p> <table border="1"> <thead> <tr> <th colspan="2">Non - Shock Cold Working</th> <th colspan="2">Pressure Ratings (PSI)</th> </tr> <tr> <th colspan="2">Standard Service</th> <th colspan="2">H2S Service</th> </tr> <tr> <th>CWP</th> <th>Test</th> <th>CWP</th> <th>Test</th> </tr> </thead> <tbody> <tr> <td>6000</td> <td>9000</td> <td>6000</td> <td>9000</td> </tr> </tbody> </table> <p>Sizes: 1 1/2" & 2" Threaded Forged Steel</p>	Non - Shock Cold Working		Pressure Ratings (PSI)		Standard Service		H2S Service		CWP	Test	CWP	Test	6000	9000	6000	9000
Non - Shock Cold Working		Pressure Ratings (PSI)																																	
Standard Service		H2S Service																																	
CWP	Test	CWP	Test																																
2000	3000	2000	3000																																
Non - Shock Cold Working		Pressure Ratings (PSI)																																	
Standard Service		H2S Service																																	
CWP	Test	CWP	Test																																
6000	9000	6000	9000																																
	<p>FIGURE 206</p> <table border="1"> <thead> <tr> <th colspan="2">Non - Shock Cold Working</th> <th colspan="2">Pressure Ratings (PSI)</th> </tr> <tr> <th colspan="2">Standard Service</th> <th colspan="2">H2S Service</th> </tr> <tr> <th>CWP</th> <th>Test</th> <th>CWP</th> <th>Test</th> </tr> </thead> <tbody> <tr> <td>2000</td> <td>3000</td> <td>2000</td> <td>3000</td> </tr> </tbody> </table> <p>Sizes: 1" ~ 12" O'Ring Threaded, BW SCH 40 & 80 Cast or Forged Steel</p>	Non - Shock Cold Working		Pressure Ratings (PSI)		Standard Service		H2S Service		CWP	Test	CWP	Test	2000	3000	2000	3000		<p>FIGURE 602</p> <table border="1"> <thead> <tr> <th colspan="2">Non - Shock Cold Working</th> <th colspan="2">Pressure Ratings (PSI)</th> </tr> <tr> <th colspan="2">Standard Service</th> <th colspan="2">H2S Service</th> </tr> <tr> <th>CWP</th> <th>Test</th> <th>CWP</th> <th>Test</th> </tr> </thead> <tbody> <tr> <td>6000</td> <td>9000</td> <td>6000</td> <td>9000</td> </tr> </tbody> </table> <p>Sizes: 1" ~ 4" Threaded, BW SCH 80, 160, XXH Forged Alloy</p>	Non - Shock Cold Working		Pressure Ratings (PSI)		Standard Service		H2S Service		CWP	Test	CWP	Test	6000	9000	6000	9000
Non - Shock Cold Working		Pressure Ratings (PSI)																																	
Standard Service		H2S Service																																	
CWP	Test	CWP	Test																																
2000	3000	2000	3000																																
Non - Shock Cold Working		Pressure Ratings (PSI)																																	
Standard Service		H2S Service																																	
CWP	Test	CWP	Test																																
6000	9000	6000	9000																																
	<p>FIGURE 207</p> <table border="1"> <thead> <tr> <th colspan="2">Non - Shock Cold Working</th> <th colspan="2">Pressure Ratings (PSI)</th> </tr> <tr> <th colspan="2">Standard Service</th> <th colspan="2">H2S Service</th> </tr> <tr> <th>CWP</th> <th>Test</th> <th>CWP</th> <th>Test</th> </tr> </thead> <tbody> <tr> <td>2000</td> <td>3000</td> <td>2000</td> <td>3000</td> </tr> </tbody> </table> <p>Sizes: 3" & 4" Threaded, BW SCH 40 & 80 Cast or Forged Steel</p>	Non - Shock Cold Working		Pressure Ratings (PSI)		Standard Service		H2S Service		CWP	Test	CWP	Test	2000	3000	2000	3000		<p>FIGURE 1002</p> <table border="1"> <thead> <tr> <th colspan="2">Non - Shock Cold Working</th> <th colspan="2">Pressure Ratings (PSI)</th> </tr> <tr> <th colspan="2">Standard Service</th> <th colspan="2">H2S Service</th> </tr> <tr> <th>CWP</th> <th>Test</th> <th>CWP</th> <th>Test</th> </tr> </thead> <tbody> <tr> <td>10000</td> <td>15000</td> <td>7500</td> <td>12000</td> </tr> </tbody> </table> <p>Sizes: 1" ~ 5" Threaded, BW SCH 160, XXH Forged Alloy</p>	Non - Shock Cold Working		Pressure Ratings (PSI)		Standard Service		H2S Service		CWP	Test	CWP	Test	10000	15000	7500	12000
Non - Shock Cold Working		Pressure Ratings (PSI)																																	
Standard Service		H2S Service																																	
CWP	Test	CWP	Test																																
2000	3000	2000	3000																																
Non - Shock Cold Working		Pressure Ratings (PSI)																																	
Standard Service		H2S Service																																	
CWP	Test	CWP	Test																																
10000	15000	7500	12000																																
	<p>FIGURE 211</p> <table border="1"> <thead> <tr> <th colspan="2">Non - Shock Cold Working</th> <th colspan="2">Pressure Ratings (PSI)</th> </tr> <tr> <th colspan="2">Standard Service</th> <th colspan="2">H2S Service</th> </tr> <tr> <th>CWP</th> <th>Test</th> <th>CWP</th> <th>Test</th> </tr> </thead> <tbody> <tr> <td>2000</td> <td>3000</td> <td></td> <td></td> </tr> </tbody> </table> <p>Sizes: 2" & 3" Threaded Insulating Union Cast or Forged Steel</p>	Non - Shock Cold Working		Pressure Ratings (PSI)		Standard Service		H2S Service		CWP	Test	CWP	Test	2000	3000				<p>FIGURE 1003</p> <table border="1"> <thead> <tr> <th colspan="2">Non - Shock Cold Working</th> <th colspan="2">Pressure Ratings (PSI)</th> </tr> <tr> <th colspan="2">Standard Service</th> <th colspan="2">H2S Service</th> </tr> <tr> <th>CWP</th> <th>Test</th> <th>CWP</th> <th>Test</th> </tr> </thead> <tbody> <tr> <td>10000/7500</td> <td>12000</td> <td>5000</td> <td>7500</td> </tr> </tbody> </table> <p>Sizes: 3", 4", 5" Mis-Aligning Union Threaded, BW SCH 160, XXH Forged Alloy</p>	Non - Shock Cold Working		Pressure Ratings (PSI)		Standard Service		H2S Service		CWP	Test	CWP	Test	10000/7500	12000	5000	7500
Non - Shock Cold Working		Pressure Ratings (PSI)																																	
Standard Service		H2S Service																																	
CWP	Test	CWP	Test																																
2000	3000																																		
Non - Shock Cold Working		Pressure Ratings (PSI)																																	
Standard Service		H2S Service																																	
CWP	Test	CWP	Test																																
10000/7500	12000	5000	7500																																
	<p>FIGURE 300</p> <table border="1"> <thead> <tr> <th colspan="2">Non - Shock Cold Working</th> <th colspan="2">Pressure Ratings (PSI)</th> </tr> <tr> <th colspan="2">Standard Service</th> <th colspan="2">H2S Service</th> </tr> <tr> <th>CWP</th> <th>Test</th> <th>CWP</th> <th>Test</th> </tr> </thead> <tbody> <tr> <td>2000</td> <td>3000</td> <td></td> <td></td> </tr> </tbody> </table> <p>Sizes: 2" Threaded Flat Face Forged Steel</p>	Non - Shock Cold Working		Pressure Ratings (PSI)		Standard Service		H2S Service		CWP	Test	CWP	Test	2000	3000				<p>FIGURE 1502</p> <table border="1"> <thead> <tr> <th colspan="2">Non - Shock Cold Working</th> <th colspan="2">Pressure Ratings (PSI)</th> </tr> <tr> <th colspan="2">Standard Service</th> <th colspan="2">H2S Service</th> </tr> <tr> <th>CWP</th> <th>Test</th> <th>CWP</th> <th>Test</th> </tr> </thead> <tbody> <tr> <td>15000</td> <td>22500</td> <td>10000</td> <td>15000</td> </tr> </tbody> </table> <p>Sizes: 1" ~ 4" Threaded, BW SCH 160, XXH Forged Alloy</p>	Non - Shock Cold Working		Pressure Ratings (PSI)		Standard Service		H2S Service		CWP	Test	CWP	Test	15000	22500	10000	15000
Non - Shock Cold Working		Pressure Ratings (PSI)																																	
Standard Service		H2S Service																																	
CWP	Test	CWP	Test																																
2000	3000																																		
Non - Shock Cold Working		Pressure Ratings (PSI)																																	
Standard Service		H2S Service																																	
CWP	Test	CWP	Test																																
15000	22500	10000	15000																																
	<p>FIGURE 301</p> <table border="1"> <thead> <tr> <th colspan="2">Non - Shock Cold Working</th> <th colspan="2">Pressure Ratings (PSI)</th> </tr> <tr> <th colspan="2">Standard Service</th> <th colspan="2">H2S Service</th> </tr> <tr> <th>CWP</th> <th>Test</th> <th>CWP</th> <th>Test</th> </tr> </thead> <tbody> <tr> <td>3000</td> <td>4500</td> <td></td> <td></td> </tr> </tbody> </table> <p>Sizes: 2" Threaded and socket weld Forged Steel</p>	Non - Shock Cold Working		Pressure Ratings (PSI)		Standard Service		H2S Service		CWP	Test	CWP	Test	3000	4500				<p>FIGURE OCT</p> <table border="1"> <thead> <tr> <th colspan="2">Non - Shock Cold Working</th> <th colspan="2">Pressure Ratings (PSI)</th> </tr> <tr> <th colspan="2">Standard Service</th> <th colspan="2">H2S Service</th> </tr> <tr> <th>CWP</th> <th>Test</th> <th>CWP</th> <th>Test</th> </tr> </thead> <tbody> <tr> <td>3000</td> <td>4000</td> <td></td> <td></td> </tr> </tbody> </table> <p>Sizes: 1" & 2" Threaded, Available in insulated option Forged Alloy</p>	Non - Shock Cold Working		Pressure Ratings (PSI)		Standard Service		H2S Service		CWP	Test	CWP	Test	3000	4000		
Non - Shock Cold Working		Pressure Ratings (PSI)																																	
Standard Service		H2S Service																																	
CWP	Test	CWP	Test																																
3000	4500																																		
Non - Shock Cold Working		Pressure Ratings (PSI)																																	
Standard Service		H2S Service																																	
CWP	Test	CWP	Test																																
3000	4000																																		



FLOW LINE PRODUCTS

Complete line of 15,000 PSI Integral and NPST Products, Standard and Severe Service



Threaded
10,000 PSI WP
15,000 PSI Tested
2" x 2" Threaded
Line Pipe

BULL DOG Plug Valves

Standard
and
H2S Service
Bottom Entry



Integral
15,000 PSI WP
22,500 PSI Tested
1"x 1" M/F
1"x 2" M/F
2" x 2" M/F
1502 Union End

Manifold Systems

For High Pressure Well Servicing Jobs

Integral Frac Flowback Manifolds
Integral Gravel Pack / Squeeze Manifolds
Integral Choke Manifolds

Meets API 6D & 16C

Customized to your application
Stand available to your specification
MTR's available
Fully Traceable

4 Valve Manifolds



5 Valve Manifolds



GENERAL TERMS AND CONDITIONS

*NOTE: C&C Industries, CCTX and FORCE and Seller will be used interchangeably

1. WARRANTY - All of C&C Industries, CCTX and FORCE (Seller) products are warranted to be free from manufacturing defects for a period of one (1) year from the date of shipment, and if found to be defective within that period the product will be replaced with no charge to Buyer, only if (1) the product was used as recommended and in accordance with approved installation and operating practices (2) product failure resulted from a manufacturing defect and not from damage in transit or damage due to corrosive, abrasive, or other wear normally to be expected in the use of the product involved and (3) that the written notice of such defect is delivered to C&C Industries, CCTX and FORCE during such on (1) year period. No labor cost or other expense or liability will be assumed. THIS EXPRESS WARRANTY IS IN LIEU AND EXCLUDES ALL OTHER WARRANTIES, GUARANTEES, OR REPRESENTATIONS EXPRESS OR IMPLIED. THERE ARE NO IMPLIED WARRANTIES OR MERCHANTABILITY OR OF FITNESS FOR A PARTICULAR PURPOSE.
2. PURCHASER'S REMEDIES - The Purchaser's remedies with respect to any product furnished by C&C Industries, CCTX and FORCE hereunder that is found not to be in conformity with the terms and conditions of the contract because of breach of contract, breach of express or implied warranty or negligence shall be limited exclusively to the right of replacement of such defective product or, at our option, repayment of our sale price of the product. In no event shall C&C Industries, CCTX and FORCE be liable for claims (based upon breach of contract, breach of express or implied warranty, negligence or any other reason) for any other damages, whether direct, immediate, foreseeable, consequential or special or for any expenses incurred by reason of the use or misuse, sale or fabrication of products which do or do not conform to the terms and conditions of the contract.
3. ACCEPTANCE OF ORDERS - All orders are subject to acceptance by C&C Industries, CCTX and FORCE. No assignment of the Purchaser's rights may be made without the written consent of C&C Industries, CCTX and FORCE.
4. REMITTANCES - All accounts are payable in United States funds free of exchange, collection, or any other charges. If in the sole discretion of C&C Industries, CCTX and FORCE, the financial condition of the Purchaser at any time so requires, C&C Industries, CCTX and FORCE retains the right to require full or partial payment in advance.
5. PARTIAL SHIPMENTS AND PAYMENTS - C&C Industries, CCTX and FORCE terms: 30 Days reserves the right to make partial shipments from time to time, and to render invoices therefore which shall be due and payable as provided in said invoiced in the paragraphs above titled "Remittances" and "Terms of Payment" overleaf. If the Purchaser becomes overdue in any such partial payment. C&C Industries, CCTX and FORCE shall be entitled to suspend work and/or avail itself of other legal remedies.
6. TAXES - Unless otherwise specifically noted, the amount of any sales, occupancy, excise tax, of any nature, federal, state or local for Seller is legally liable, either initially or through failure of payment by Purchaser, shall be in addition to the price quoted and Purchaser agrees to pay the same to C&C Industries, CCTX and FORCE.
7. SHORTAGES AND DAMAGES IN TRANSIT - All claims for loss, damages, shortages, etc. must be made within five days after receipt of shipment, but loss or damage to materials in transit is the responsibility of the carrier.
8. DELAYS - All promises of shipment are estimated as closely as possible, and will use our best efforts to ship within the time promised but do not guarantee to do so, and assume no liability for not doing so. Materials stated to be in stock are subject to prior sale.
9. CHANGES, CANCELLATION AND SUSPENSION - The order or contract are subject to change, cancellation or instruction to suspend or delay work or delivery only upon receipt of written notification and consent. Orders for special fittings (usually P.O.A. items) may be changed and/or cancelled only upon receipt of written instructions with a tacit understanding and agreement to make payment for work already performed and material used.
10. RETURN OF MATERIAL - No product of Seller may be returned without Seller's written consent. All goods returned are subject to a handling charge plus freight in both directions and charges for any required reconditioning, unless otherwise specified in writing by C&C Industries, CCTX and FORCE.
11. GOVERNING LAW - The contract shall be governed by, construed, and enforced in accordance with the laws of the State of Texas.
12. NO WAIVER - The failure of Seller, to insist, in any one or more instances, upon the performance of any of the terms, covenants, or conditions of the contract or to exercise any right there under shall not be construed as a waiver or relinquishment of the future performance of any such term, condition, or the exercise of any other rights under the contract.
13. PURCHASER'S ACCEPTANCE OF ABOVE CONDITIONS - C&C Industries, CCTX and FORCE ARE NOT BOUND BY ANY TERMS ON THE PURCHASER'S ORDER FORM OR ANY OTHER DOCUMENT EMANATING FROM THE PURCHASER WHICH ATTEMPT TO IMPOSE ANY CONDITION AT VARIANCE WITH SELLER'S TERMS AND CONDITIONS OF SALE WHICH ARE INCLUDED HEREIN OR STATED ON SELLER'S PACKAGES, INVOICES AND TECHNICAL DATA SHEETS. SELLER'S FAILURE TO OBJECT TO PROVISIONS CONTAINED THE AFORMENTIONED FORMS OF THE PURCHASER SHALL NOT BE DEEMED A WAIVER OF THE PROVISIONS OF CCTX'S TERMS AND CONDITIONS OF SALE WHICH SHALL CONSTITUTE THE ENTIRE CONTRACT BETWEEN SELLER AND THE PURCHASER. NO WAIVER ALTERATION OR MODIFICATION OF THE TERMS AND CONDITIONS IN THIS DOCUMENT SHALL BE BINDING UNLESS IN WRITING AND SIGNED BY AN AUTHORIZED REPRESENTATIVE OF SELLER STENOGRAPHIC OR CLERICAL ERRORS ARE SUBJECT TO CORRECTION.
14. FREIGHT POLICY - All prices and shipments are F.O.B., Houston, Texas. Seller's responsibility ceases after Seller makes the delivery to the carrier. Claims for damages, loss or delay in transit should be made to the carrier. Full freight will be allowed on individual orders of \$5000 or more. Individual orders totaling less than \$5000 are not subject to freight allowance. Allowances are based on lowest published rates for rail or motor freight to all rail points or highway points listed in published tariffs. Freight allowances do not include delivery to building sites beyond these rail or highway points. Whenever a buyer specifies a more expensive method of shipment, the difference in transportation cost is for buyer's account.



FORCE

10350 Clay Road, Suite 150
Houston, Texas 77041
Toll Free: 1.877.996.9911
Phone: 713.466.1644
Fax: 713.466.1715

Email: sales@candcvalve.com

CCTX
FLOW PRODUCTS

8519 McIntyre
Edmonton, Alberta
Canada T6E 4Y1
Phone: 780.466.3024
Fax: 780.466.3451

Web: www.candcvalve.com